



Fill in this form if you or your partner are responsible for a child, even if you decide not to get Child Benefit payments

Who should fill in this form

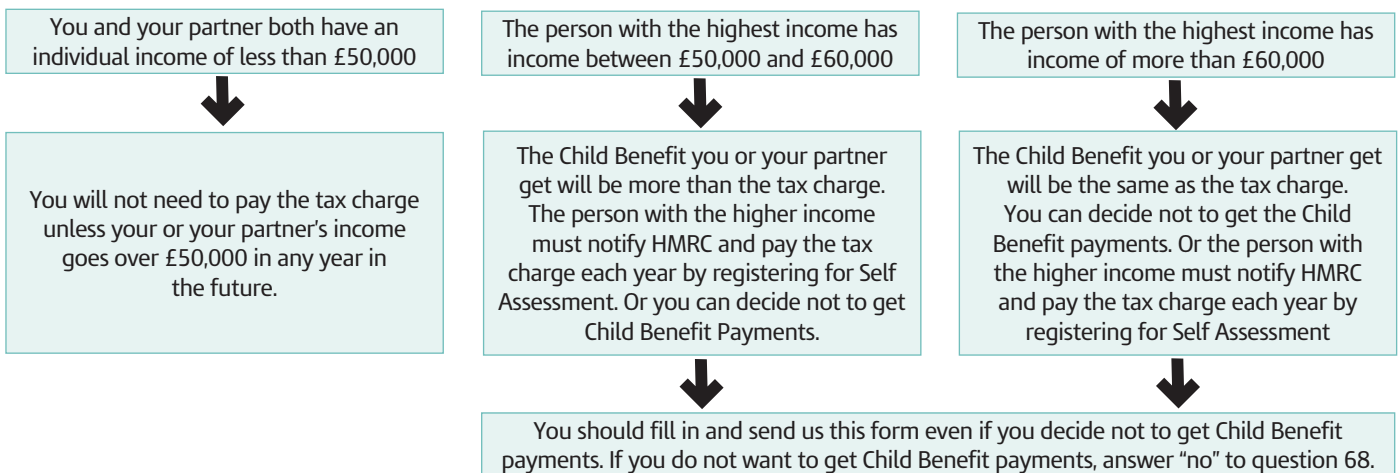
- either you or your partner should fill in this form, if you are responsible for a child under 16 (or under 20 and they're in approved education or training)
- the person who is awarded Child Benefit will automatically get National Insurance credits until their child turns 12, which will protect their State Pension - so, if you're a couple and one of you is not working or paying National Insurance contributions, they should fill it in to protect their State Pension
- if you live in England, Scotland and Wales and already claim Child Benefit, you can tell us about a new child if they are under 6 months old and you have registered their birth by calling the Child Benefit helpline on 0300 200 3100

Is your or your partner's income more than £50,000?

If either you or your partner has an individual income of more than £50,000 in any year, the individual with the higher income may have to pay a tax charge on some or all of the Child Benefit you get. It's called the High Income Child Benefit Charge. You can find out more, including how much you may have to pay at www.gov.uk/child-benefit-tax-charge

You may decide not to get Child Benefit payments, in which case the tax charge will not apply. It's still important that you fill in this form to protect your State Pension (you'll get National Insurance credits until your child turns 12) and help your child get their National Insurance number automatically at 16.

How the tax charge works



How to fill in this form

- answer all the questions that apply to you, writing clearly in capital letters
- send us all of the documents that we ask for, to avoid delays to your claim
- for more information on Child Benefit, go to www.gov.uk/child-benefit or read the CH2 notes, 'Child Benefit - getting your claim right'
- if you cannot find the information online you can phone the Child Benefit helpline on 0300 200 3100 or textphone on 0300 200 3103

Do not delay making your claim because Child Benefit can only be backdated 3 months

1 About you

1 Title
For example Mrs, Miss, Ms, Mr or Dr

2 Your last name or family name

3 Your first name and any middle name(s)
First name

Middle name(s)

4 Have you ever been known by any other last name(s) or family name(s)?
Include your maiden name.
No
Yes If Yes, tell us the other name(s)

5 Your date of birth
D D M M Y Y Y Y

6 Your address

 Postcode
7 Have you lived at this address for more than 12 months?
No If No, go to question 8
Yes If Yes, go to question 9
8 Tell us your last address

 Postcode

For office use 1

9 Your mobile number or landline if you do not have a mobile
We may phone you if we need more information. Our number may not show up when we call you.
 Telephone number
What time of day is best for us to phone you?
For example, morning, afternoon or evening (we're only able to call up to 7pm).

10 Do you have a National Insurance number?
Read page 3 of the CH2 Notes.
No
Yes If Yes, tell us your National Insurance number
Q Q 1 2 3 4 5 6 A
11 What is your nationality?
This is shown on your passport if you have one, for example British, Irish, French, Polish.
 Nationality
12 Have you claimed Child Benefit for any child(ren) before?
No If No, go to question 15
Yes If Yes, go to question 13
13 Tell us your Child Benefit number if you know it
This should be your Child Benefit number and not your partner's. You can find this number on letters we've sent you.
C H B 9 9 9 9 9 9 9 9 X X
If you do not know your Child Benefit number, you should still claim now - you do not need to answer this question.
14 Are you currently entitled to Child Benefit?
No If No, go to question 15
Yes If Yes, tell us the full name and date of birth of the eldest child you're entitled to or currently receiving Child Benefit for, then go to question 15
 Child's last name
 Child's first name
 Child's middle name(s)
D D M M Y Y Y Y

1 About you continued

15 Have you always lived in the UK?
By this we mean you've never lived outside the UK.
Read page 3 of the CH2 Notes.

No I've lived outside the UK,
go to question 16

Yes I've always lived in the UK,
go to question 23

16 Do you usually live in the UK?
Read page 3 of the CH2 Notes.

No If No, go to question 17

Yes If Yes, go to question 18

17 Which country do you usually live in?

Country

Go to question 18

18 Tell us the date you arrived in the UK

19 Are you subject to immigration control now, or have you been at any time in the last 6 months?
Read page 3 of the CH2 Notes.

No If No, go to question 21

Yes If Yes, go to question 20

20 If you've been subject to immigration control in the last 3 months, tell us the date your immigration status was granted

21 What is your employment status?

Tick the box or boxes that apply.
You only need to answer this question if you've ever lived outside of the UK.

Looking for work in the UK

Working in the UK

Self-employed in the UK

None of these - I've enough money to support my family in the UK

About you continued

22 Are you now, or have you at any time in the last 3 months, worked in another country or received benefit from another country?

No If No, go to question 23

Yes If Yes, tell us the name of the country

Country

23 Are you a member of HM Forces or a civil servant working abroad?

No Yes

24 What is your marital or civil partnership status?

Tick one box that applies. We consider you single for Child Benefit purposes unless you live with a partner.

Married or in a civil partnership, go to question 25

Living with a partner as if you're married or a civil partner since

go to question 25

Widowed, go to question 36

Separated since

go to question 36

Divorced, go to question 36

Single, go to question 36

2 About your partner

25 Your partner's full name

26 Your partner's date of birth

27 Your partner's National Insurance number

Read page 3 of the CH2 Notes.

28 Your partner's nationality

This is shown on their passport if they have one, for example British, Irish, French, Polish.

Nationality

For office use 2

2 About your partner continued

29 What is your partner's employment status?

Tick the box or boxes that apply.

Looking for work in the UK

Employed in the UK

Self-employed in the UK

None of these - they have enough money to support their family in the UK

30 Is your partner a member of HM Forces or a civil servant working abroad?

No

Yes

31 Does your partner now, or have they at any time in the last 3 months, worked in another country or received benefit from another country?

No

If No, go to question 32

Yes

If Yes, tell us the country

Country

About your partner continued

32 Is your partner entitled to Child Benefit now or are they waiting to hear if they can get Child Benefit?

No

If No, go to question 36

Yes

If Yes, go to question 33

33 Your partner's Child Benefit number if you know it
Their Child Benefit number is on any letters we've sent them.

C	H	B	9	9	9	9	9	9	9	X	X
---	---	---	---	---	---	---	---	---	---	---	---

If you do not know their Child Benefit number you should still claim now - you do not need to answer this question.

34 What is the full name of the eldest child your partner is entitled to Child Benefit for?

Child's last name

Child's first name

Child's middle name(s)

35 Child's date of birth

D	D	M	M	Y	Y	Y	Y
---	---	---	---	---	---	---	---

3 Children you want to claim for

You do not need to tell us about children you already get Child Benefit for.

i Important information

If this Child Benefit claim is for a newborn child, you need to register their birth before you send your claim to us or a decision on your claim will be delayed.

Child Benefit can be backdated 3 months.

You do not need to send us a birth certificate if either:

- the child's birth was registered in England, Wales or Scotland as we can check their birth information
- you or someone else has claimed for this child in the past

Documents we need

Only send us a birth certificate for each child in this claim if the child's birth was registered in Northern Ireland or outside the UK.

If your child is adopted, you must send us the adoption certificate.

If any child in this claim was born outside the UK we also need to see their passport(s) or their travel documents used to enter the UK.

We'll normally return your documents within 4 weeks.

If you do not send the documents we need with the claim form, a decision on your claim will be delayed.

36 How many children are you claiming for on this form?

37 How many original birth certificates, adoption certificates, passports and/or travel documents are you sending us?

HMRC only accepts original documents so do not send photocopies. Authenticated/certified photocopies are not acceptable

birth certificates

adoption certificates

passports

travel documents

3 Children you want to claim for - Child 1

38 Child's full name including last or family name
As shown on their birth or adoption certificate.

Child's last name
Child's first name
Child's middle name(s)

39 Is this child male or female?

Male Female

40 Child's date of birth

D	D	M	M	Y	Y	Y	Y
---	---	---	---	---	---	---	---

41 Has this child's birth been registered in England, Wales or Scotland?

No If No, send the documents as shown on page 4 of this form - 'Documents we need'

Yes If Yes, and they were born in England or Wales, do not send any documents, tell us the system number from the bottom left hand corner of their birth certificate - read page 4 of the CH2 Notes

System number

Yes If Yes, and they were born in Scotland, do not send any documents, tell us the district number, year and entry number from their birth certificate - read page 4 of the CH2 Notes

<input type="text"/>	<input type="text"/>	<input type="text"/>	<input type="text"/>	<input type="text"/>	<input type="text"/>	<input type="text"/>	<input type="text"/>	<input type="text"/>
----------------------	----------------------	----------------------	----------------------	----------------------	----------------------	----------------------	----------------------	----------------------

42 Has this child ever been known by any other name?

No Yes If Yes, tell us the other name

Child's other name

43 Has the name been changed by deed poll?

No Yes

44 Is this child your:

Read page 4 of the CH2 Notes.

Biological child Adopted child

Stepchild None of these

45 Has anyone else ever claimed Child Benefit for this child?
Read page 4 of the CH2 Notes.

No If No, go to question 47

Yes If Yes, go to question 46

46 What is the name and address of the person who claimed Child Benefit for this child?

Name
Address
Postcode

47 Does this child live with you in the UK?

Read page 4 of the CH2 Notes.

No If No, go to question 48

Yes If Yes, go to question 49

48 What is the name and address of the person this child lives with?

Name
Address
Postcode

49 Has this child lived with anyone else at a different address to you in the last 12 months?

Read page 4 of the CH2 Notes.

No If No, go to question 51

Yes If Yes, tell us their name, address and telephone number

Name
Address
Postcode
Telephone number

50 What date did the child come to live with you?

D	D	M	M	Y	Y	Y	Y
---	---	---	---	---	---	---	---

51 Are you adopting or planning to adopt this child through a local authority?

No Yes

52 Do you want to claim for any more children now?

No If No, go to question 68

Yes If Yes, go to question 53

For office use 5

For office use 6

For official use box 3

For official use 4

<input type="text"/>	<input type="text"/>
----------------------	----------------------

3 Children you want to claim for - Child 2

53 Child's full name including last or family name
As shown on their birth or adoption certificate.

Child's last name

Child's first name

Child's middle name(s)

54 Is this child male or female?

Male Female

55 Child's date of birth

56 Has this child's birth been registered in England, Wales or Scotland?

No If No, send the documents as shown on page 4 of this form - 'Documents we need'

Yes If Yes, and they were born in England or Wales, do not send any documents, tell us the system number from the bottom left hand corner of their birth certificate - read page 4 of the CH2 Notes

System number

Yes If Yes, and they were born in Scotland, do not send any documents, tell us the district number, year and entry number from their birth certificate - read page 4 of the CH2 Notes

57 Has this child ever been known by any other name?

No Yes If Yes, tell us the other name

Child's other name

58 Has the name been changed by deed poll?

No Yes

59 Is this child your:
Read page 4 of the CH2 Notes.

Biological child Adopted child

Stepchild None of these

60 Has anyone else ever claimed Child Benefit for this child?
Read page 4 of the CH2 Notes.

No If No, go to question 62

Yes If Yes, go to question 61

For office use 7

For office use 8

61 What is the name and address of the person who claimed Child Benefit for this child?

Name

Address

Postcode

62 Does this child live with you in the UK?
Read page 4 of the CH2 Notes.

No If No, go to question 63

Yes If Yes, go to question 64

63 What is the name and address of the person this child lives with?

Name

Address

Postcode

64 Has this child lived with anyone else at a different address to you in the last 12 months?
Read page 4 of the CH2 Notes.

No If No, go to question 66

Yes If Yes, tell us their name, address and telephone number

Name

Address

Postcode

Telephone number

65 What date did the child come to live with you?

66 Are you adopting or planning to adopt this child through a local authority?

No Yes

67 Do you want to claim for any more children now?

No If No, go to question 68

Yes If Yes, go to page 7 of the CH2 Notes. Fill in the 'Additional children' form then go to question 68

For office use 9

For office use 10

4 Higher income earners

i Only answer question 68 if either you or your partner have an individual income of more than £50,000 a year.

If you or your partner have an individual income of:

- more than £60,000 a year - a tax charge equal to the Child Benefit payment will apply, so you may not want to be paid Child Benefit
- between £50,000 and £60,000 a year - a tax charge of less than the Child Benefit payment will apply, so you may want to be paid Child Benefit

If you're not sure if either you or your partner have an individual income of more than £50,000, read page 2 of the CH2 Notes.

68 Do you want to be paid Child Benefit?
Only answer this question if either you or your partner have an individual income of more than £50,000 a year.
Read page 5 of the CH2 Notes.

No I do not want to be paid Child Benefit, but I want to protect my State Pension.
Go to the declaration on page 8

Yes I want to be paid Child Benefit.
I understand that I or my partner may have to pay an Income Tax charge.
Go to question 69

For office use 11

5 How you want to be paid

69 Do you want to be paid Child Benefit every week?

i We normally pay Child Benefit every 4 weeks into a bank or building society account.

Page 5 of the CH2 Notes tells you if you can be paid every week.

No If No, go to question 71

Yes If Yes, go to question 70

70 To get Child Benefit every week tick all boxes which apply to you or your partner

I am a single parent

I or my partner receive one or more of the following:

- Income Support
- Income-based Jobseeker's Allowance
- Pension Credit
- Income-related Employment and Support Allowance
- Universal Credit

71 Do you already get Child Benefit?

No If No, go to question 73

Yes If Yes, go to question 72

72 Do you want to change the bank or building society we pay your Child Benefit into?

No If No, go to the declaration on page 8

Yes If Yes, go to question 73

6 Bank details

73 Tick the box which applies to you

i Read page 5 of the CH2 Notes before filling in this section.

We can pay Child Benefit into an account that you nominate if the account is capable of receiving direct credit transfer, for example a suitable bank or building society account.

The account is in my name, go to question 74

The account is in someone else's name - tell us the name of the account holder in the box below

The account is in joint names - tell us the names of the account holders in the box below

Name 1

Name 2

74 Name of the bank or building society

If you have a Post Office® card account, write 'Post Office'.

75 The branch sort code. Read page 5 of the CH2 Notes.

76 The account number. Read page 5 of the CH2 Notes.

77 If the account is with a building society, tell us the roll or reference number if you have it
Read page 5 of the CH2 Notes.

78 If you do not have an account that we can pay into, put an 'X' in this box

For office use 12

For office use 13

For office use 14

For office use 15

Important

Fill in the declaration on page 8.

Documents we need

You need to send us these documents with your claim form if the child has not been claimed for before:

- the birth certificate for each child in this claim if the child's birth was registered in Northern Ireland or outside the UK
- if any child in this claim was born outside the UK we also need to see their passport(s) or their travel documents used to enter the UK

If this claim is for a child you've adopted, you must send us the adoption certificate.

Do not send photocopies of any of the documents you're sending us.

- you also need to send us any extra pages you've filled in if you want to claim for more than 2 children

If you do not send all the documents we need with the claim form, a decision on your claim will be delayed.

Make sure we have the right address to return your documents. If you move without telling us your new address we will not be able to return your documents and we may destroy them. If we believe that any of the documents you send us are not genuine, we may keep them.

What you need to do now

You must:


- sign and date the declaration below
- only fill in your name and address on the CH3 (address label) if you're sending documents you want returning
- include the address label, if you've filled it in, with this claim form and any documents or pages from the list above in the enclosed envelope
- you'll need a stamp for the envelope, make sure you pay the correct postage

If you do not have an envelope, send this form to:


Child Benefit Office (GB)
Washington
NEWCASTLE UPON TYNE
NE88 1ZD

We'll normally send your document(s) back to you within 4 weeks. We'll review your claim and write to tell you if you can get Child Benefit and if so, how much.

Help

If you need more help or information,
 go to www.gov.uk/child-benefit or phone our helpline below.

If you have a change in your circumstances:

-  go to www.gov.uk/report-changes-child-benefit
- phone the Child Benefit Helpline on 0300 200 3100
 - textphone the Child Benefit Helpline on 0300 200 3103
 - ffoniwch 0300 200 1900
i dderbyn fersiynau Cymraeg o ffurflenni a chanllawiau
 - write to
Child Benefit Office
PO Box 1
NEWCASTLE UPON TYNE
NE88 1AA
 - if you're overseas,
phone +44 (0)161 210 3086

When you get in touch with us, tell us your:

- full name
- National Insurance number
- Child Benefit number
- daytime telephone number

For information about other money you may be entitled to, read page 6 of the CH2 Notes, 'Child Benefit: Getting your claim right'.

Declaration

Tick the box(es) that apply to you and sign this form to claim Child Benefit.

I'm sending the birth certificate(s) or other documents that you need with this form.
I understand if I do not send the documents you need with this claim form, a decision on my claim will be delayed.
I am not sending photocopies.

I declare that the information I've given on this form is correct and complete.
If I give information which I know is not correct or complete, you may take action against me.

Signature

Date

D	D	M	M	Y	Y	Y	Y
---	---	---	---	---	---	---	---

For office use 16

For official use only

Corres	Traced	CLI

Document(s) returned

Birth certificate	Normal		
Passport	Recorded		
Other	Registered		

Date claim received



Address label - fill in and send this back with your completed claim form.

- ← Name
- ← Address line 1
- ← Address line 2
- ← Town/City
- ← County
- ← Postcode

Make sure your postcode is shown correctly within the boxes. For example, postcode XX1 6AA would be shown as

X	X	1		6	A	A	
---	---	---	--	---	---	---	--

- fill in your name and address above in block capitals using a black pen
- send this address label back to us with your completed claim form
- you'll need a stamp for the envelope - make sure you pay the correct postage

Important - if you don't send this address label with your claim form, it may take us longer to send your documents back to you and to make a decision on your claim.

HMRC use only - we'll use this when we send your documents back to you.

Your documents

Thank you for sending us your claim form, I have enclosed your:

Birth certificate(s)

Passport(s)

Travel document(s)

Adoption certificate(s)

Other document(s)

You don't need to do anything - we'll write to you again as soon as we've made a decision about your claim.